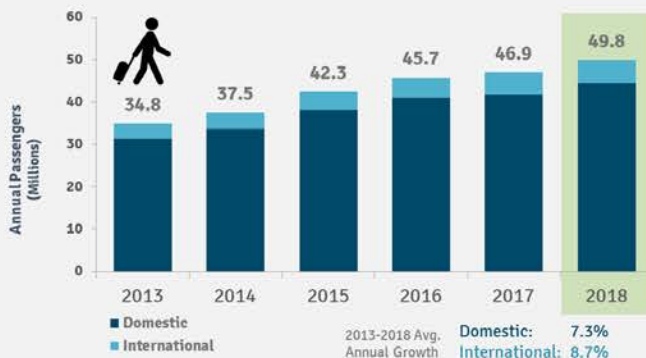
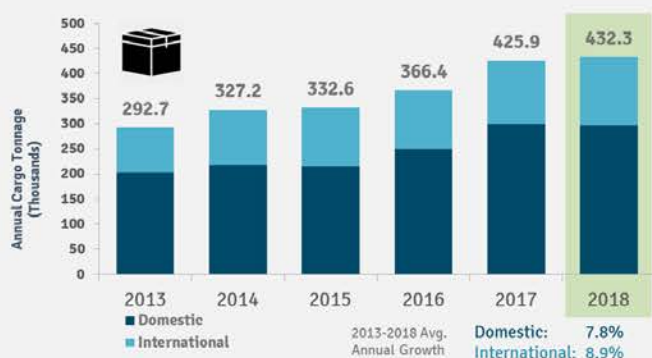


2018 Key Facts and Figures

Passenger Traffic (millions)



Cargo Tonnage (000s metric tons)



Total Passenger Market Share



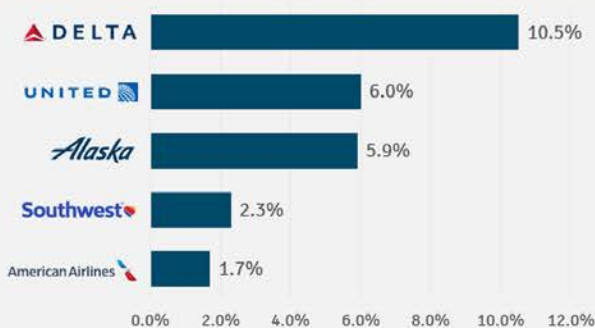
New Air Services Started in 2018

Domestic	International
Alaska Airlines Pittsburgh, PA (PIT)	Aer Lingus Dublin, Ireland (DUB)
Delta Air Lines Indianapolis, IN (IND) Kansas City, MO (MCI) New Orleans, LA (MSY) Washington-Dulles, DC (IAD)	Air France Paris, France (CDG)
Spirit Airlines Dallas/Ft. Worth, TX (DFW) Chicago-O'Hare, IL (ORD)	Thomas Cook Airlines Manchester, UK (MAN)
Frontier Airlines Austin, TX (AUS)	

Top Foreign Flag Carriers by Pax

Rank	Airline	2018 Pax
1	AIR CANADA	288,156
2	BRITISH AIRWAYS	254,265
3	EVA AIR	230,941
4	Emirates	230,786
5	海南航空 HAINAN AIRLINES	223,293

2018 Passenger Growth, Top 5 Pax Airlines



Average Weekly Freighter Departures by Type



Total Cargo Market Share



Average Daily Departures, Top Pax Airlines



Top Carriers by International Tonnage

Rank	Airline	2018 Int'l Tonnage
1	DELTA	16,166
2	FedEx	14,972
3	CHINA AIRLINES	11,754
4	EVA AIR	10,992
5	KOREAN AIR	10,817